



Supply Base Report: State Forestry Institution “Begoro Forestry Enterprise”

Choose audit type here

www.sbp-cert.org



The promise of good biomass



Completed in accordance with the Supply Base Report Template Version 1.3

For further information on the SBP Framework and to view the full set of documentation see www.sbp-cert.org

Document history

Version 1.0: published 26 March 2015

Version 1.1 published 22 February 2016

Version 1.2 published 23 June 2016

Version 1.3 published 14 January 2019; re-published 3 April 2020

© Copyright Sustainable Biomass Program Limited 2020

Contents

1	Overview	1
2	Description of the Supply Base	2
2.1	General description.....	2
2.2	Actions taken to promote certification amongst feedstock supplier.....	2
2.3	Final harvest sampling programme.....	4
2.4	Flow diagram of feedstock inputs showing feedstock type [optional].....	4
2.5	Quantification of the Supply Base.....	4
3	Requirement for a Supply Base Evaluation	7
4	Supply Base Evaluation	7
4.1	Scope.....	8
4.2	Justification.....	8
4.3	Results of Risk Assessment.....	8
4.4	Results of Supplier Verification Programme.....	8
4.5	Conclusion.....	8
5	Supply Base Evaluation Process	9
6	Stakeholder Consultation	10
6.1	Response to stakeholder comments.....	10
7	Overview of Initial Assessment of Risk	11
8	Supplier Verification Programme	12
8.1	Description of the Supplier Verification Programme.....	12
8.2	Site visits.....	12
8.3	Conclusions from the Supplier Verification Programme.....	12
9	Mitigation Measures	13
9.1	Mitigation measures.....	13
9.2	Monitoring and outcomes.....	13
10	Detailed Findings for Indicators	14
11	Review of Report	15
11.1	Peer review.....	15
11.2	Public or additional reviews.....	15
12	Approval of Report	15
13	Updates	17
13.1	Significant changes in the Supply Base.....	17
13.2	Effectiveness of previous mitigation measures.....	17
13.3	New risk ratings and mitigation measures.....	17

13.4 Actual figures for feedstock over the previous 12 months17

13.5 Projected figures for feedstock over the next 12 months.....17

1 Overview

On the first page include the following information:

Producer name: State Forestry Institution “Begoml Forestry Enterprise”

Producer location: Dokshitsy district, 21 Yukhnovtsa street, Begoml. Republic of Belarus

Geographic position: 28°05'E 54°72'N

Primary contact: Nadzeya Polochanina +375-29-3919601
email: kach_begom@vitebsk.mlh.by

Company website: www.begomlles.by

Date report finalised: 07/09/2020

Close of last CB audit: 09/09/2020

Name of CB: NEPCon

Translations from English: Yes

SBP Standard(s) used: SBP Standard 4: Chain of Custody (Version 1.1, October 2016)
SBP Standard 5: Collection and Communication of Data (Version 1.1, October 2016)

Weblink to Standard(s) used: <https://sbp-cert.org/documents/standards-documents/standards>

SBP Endorsed Regional Risk Assessment: not applicable

Weblink to SBE on Company website: not applicable

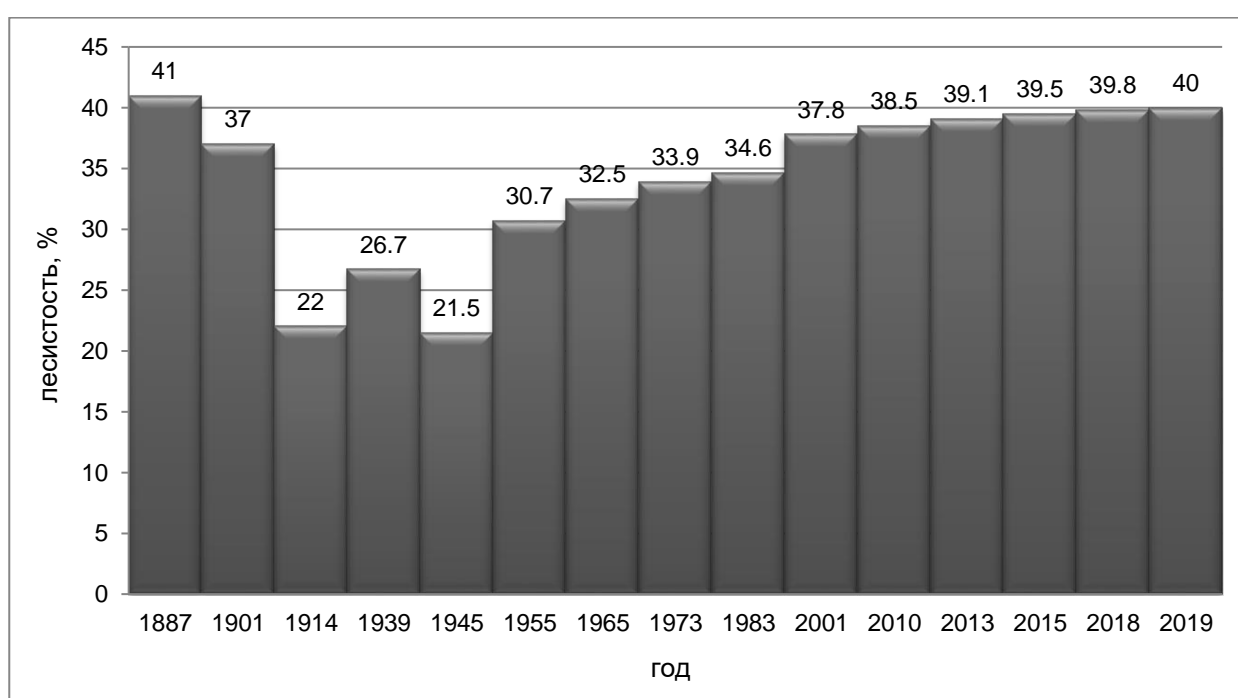
Indicate how the current evaluation fits within the cycle of Supply Base Evaluations				
Main (Initial) Evaluation	First Surveillance	Second Surveillance	Third Surveillance	Fourth Surveillance
<input type="checkbox"/>	<input type="checkbox"/>	<input type="checkbox"/>	<input type="checkbox"/>	<input checked="" type="checkbox"/>

2 Description of the Supply Base

2.1 General description

Forest resources of Belarus as an aggregate of all natural and homogeneous national forests include woodlands and other lands allotted for forestry. Total area of forest resources is 9.5 mln ha, including 8.2 mln ha of forested area (with no glades, hewn or burnt-out places). The percentage of forest lands in Belarus is about 40% that is optimal for our country in general. See evolution in the figure below.

Evolution of the percentage of forest lands in Belarus



Forest resources of Belarus are quite well studied. Experts estimate timber volume in 2018 equal to 1796.0 mln m³ including approximately 296 mln m³ of commercial timber (mature and overmature wood). Forest area of the territory of the republic has reached 39.8 %. Average age of Belarusian forests is 56 years. During the twenty-year period, the area of ripe and congestive tree stands increased significantly and accounts for 14.7% of the total forest area.

Forest exploitation in Belarus implies continuity and inexhaustibility. Average annual wood harvesting is 10.0 to 11.2 mln m³ including 4.3 to 4.5 mln m³ (40%) of major harvest (in mature stands), 5.4 mln m³ (48%) of maintenance and sanitary cuts (young, middle aged and ripening forests), 1.0 to 2.3 mln m³ (12%) of other felling types. Forest exploitation is expected to intensify in the following potentially to over 16 mln m³ in 2011-2015 and to over 19 mln m³ in 2016-2020. However, it is not going to be unsafe for forests in view of the current annual forest gain in Belarus about 25 mln m³. Moreover, the annual forest gain is getting bigger and bigger as the percentage of forest lands grows and age structure of forests gets more uniform. Forest exploitation practice is primarily dependent on annual allowable cut. Only 70% to 80% of the quota has been used in recent years. Underuse is mainly related to soft-wooded broadleaved species, small merchantable wood and hard-to-reach areas where felling is not reasonable economically. Lack of capital investments

limits wood usage in energetics. Average annual forest exploitation rates have been equal to not more than 1.5 to 1.7 m³ per 1 ha of forested area in recent years – that is 2.4 times less than the annual wood gain equal to 3.6 m³/ha.

State Forestry Institution “Begoml Forestry Enterprise” is situated in Dokshitsy District of the south-west Vitebsk Region. The enterprise comprises eight forest districts and a base nursery.

Begoml Forestry Enterprise is bordered with Postavy Forestry and Glubokskij Experimental Forestry Enterprise (in the north), Minsk region, Logoysk Forestry and Narochansky National Park (in the south-west), and Berezinsky Biosphere Reserve (in the east).

The total area of specially protected natural areas is 8074.9 hectares.

Specially protected natural areas include:

hydrological reserves of republican significance “Servech” and “Verkhnevileisky”;

hydrological reserves of local importance “Virzhi”, “Verenki”, “Zaborie”, “Otrubok”, “Chechuki”, “Podomkhi”;

biological reserve of local importance “Zuyka”.

On the territory of the Begoml forestry enterprise, the habitats of wild animals and the growth of wild plants included in the Red Book of the Republic of Belarus were transferred under protection: badger, European lynx, aquatic warbler, lunar revived, Lesel's elk.

There are no species included in CITES in the Begoml forestry enterprise.

The company is involved in forestry, wood harvesting, wood machining and trade both within the country and abroad. It is responsible for 74.3 thousand ha of forest resources including 66.9 thousand ha of woodlands. 54 years is the average forest age.

Forestry activity includes:

- Forest exploitation
- Afforestation and reforestation
- Forest protection against fire, illegal felling and other violations
- Forest protection against disease and vermin
- Hunting ground management

The enterprise harvests round wood; produces coniferous and deciduous saw timber, regularized round and disbar ked timber, wood pellets and firewood; sells products to companies and individuals ex-works or delivered.

The following categories of raw materials are used for production:

The feedstock for pellet production is classified as SBP-compliant secondary feedstock (FSC 100% SBP compliant secondary feedstock/sawdust, residues). The main species are Scots pine (*Pinus silvestris*) -60%, Spruce (*Picea abies*) -40%.

Table 1. Distribution of feedstock by types of SBP product groups for the second reporting period.

<i>SBP product group</i>	<i>% in the total supply</i>	<i>Number of suppliers</i>	<i>Tree species composition</i>
<i>Controlled feedstock</i>	<i>0%</i>	<i>0</i>	<i>-</i>
<i>SBP- compliant primary feedstock</i>	<i>0%</i>	<i>0</i>	
<i>SBP- compliant secondary feedstock</i>	<i>100 %</i>	<i>Residues of own wood processing</i>	<i>40% Norway Spruce, 60% Scots Pine</i>
<i>SBP- compliant tertiary feedstock</i>	<i>0%</i>	<i>0</i>	<i>-</i>
<i>SBP non-compliant feedstock</i>	<i>0%</i>	<i>0</i>	<i>-</i>

2.2 Actions taken to promote certification amongst feedstock supplier

Not applicable. State Forestry Institution "Begoml Forestry Enterprise" for the production of fuel pellets uses only the FSC 100% certified wood which grows in the territory of forest fund of the entity. The following categories of raw materials are used for production: Remains of sawmillings of own woodworking production.

2.3 Final harvest sampling programme

Not applicable. The state forestry institution Begoml Forestry Enterprise uses wood sawdust and wood processing chips of its own production to produce fuel granules.

2.4 Flow diagram of feedstock inputs showing feedstock type [optional]

State Forestry Institution "Begoml Forestry Enterprise" for heating dryer drums and produces fuel pellets uses sawdust, slab wood. For heating of rotary driers are used slab wood. All raw materials are received from coniferous breeds with the statement of FSC 100% (based on data on processing in the shop of a woodworking):

- 60% of Scotch pine (Pinussylvestris)
- 40% of Norway spruce (Piceaabies)

Step	Description of product flow and checkpoints
1	Forestry activity at own forest areas 100% FSC-certified
2	Production of the sawn wood on own shop of a woodworking of SFI "Begoml Forestry Enterprise". (checked during FSC audit)
3	Production of fuel pellets from woodworking production waste of SFI "Begoml Forestry Enterprise" and felling residues (checked during FSC audits)

2.5 Quantification of the Supply Base

Supply Base

- a. Total Supply Base area (ha): 74 317 ha
- b. Tenure by type (ha): 74 317 ha Government of the Republic of Belarus
- c. Forest by type (ha): temperate
- d. Forest by management type (ha): managed natural
- e. Certified forest by scheme (ha): 74 317 ha FSC, PEFC

Feedstock

- f. Total volume of Feedstock: tonnes or m³ – 24470,28 m³ per year
 - g. Volume of primary feedstock: tonnes or m³ – 0 m³ per year.
 - h. List percentage of primary feedstock (g), by the following categories. Subdivide by SBP-approved Forest Management Schemes:
 - Certified to an SBP-approved Forest Management Scheme – 0%
 - Not certified to an SBP-approved Forest Management Scheme – 0%.
 - i. List all species in primary feedstock, including scientific name
 - j. Volume of primary feedstock from primary forest Notapplicable (0 m³).
 - k. List percentage of primary feedstock from primary forest (j), by the following categories. Subdivide by SBP-approved Forest Management Schemes:
 - Primary feedstock from primary forest certified to an SBP-approved Forest Management Scheme
 - Primary feedstock from primary forest not certified to an SBP-approved Forest Management Scheme
- Notapplicable (0 m³).
- l. Volume of secondary feedstock: 24470,28 m³ per year.
 - m. Volume of tertiary feedstock: Not applicable (0 m³)

- * Compelling justification would be specific evidence that, for example, disclosure of the exact figure would reveal commercially sensitive information that could be used by competitors to gain competitive advantage. State the reasons why the information is commercially sensitive, for example, what competitors would be able to do or determine with knowledge of the information.

Bands for (f) and (g) are:

1. 0 – 200,000 tonnes or m³
2. 200,000 – 400,000 tonnes or m³
3. 400,000 – 600,000 tonnes or m³
4. 600,000 – 800,000 tonnes or m³
5. 800,000 – 1,000,000 tonnes or m³
6. >1,000, 000 tonnes or m³

Bands for (h), (l) and (m) are:

1. 0%-19%
2. 20%-39%
3. 40%-59%
4. 60%-79%
5. 80%-100%

NB: Percentage values to be calculated as rounded-up integers.

3 Requirement for a Supply Base Evaluation

SBE completed	SBE not completed
<input type="checkbox"/>	<input checked="" type="checkbox"/>

SBP pellets are produced of FSC-certified wood, i.e. 100% of total pellet production is 100% FSC-certified. Supply Base Evaluation is not required.

4 Supply Base Evaluation

4.1 Scope

Not applicable.

4.2 Justification

Not applicable.

4.3 Results of Risk Assessment

Not applicable.

4.4 Results of Supplier Verification Programme

Not applicable.

4.5 Conclusion

Not applicable.

5 Supply Base Evaluation Process

Not applicable.

6 Stakeholder Consultation

Not applicable.

6.1 Response to stakeholder comments

Not applicable.

7 Overview of Initial Assessment of Risk

Not applicable

8 Supplier Verification Programme

8.1 Description of the Supplier Verification Programme

Not applicable.

8.2 Site visits

Not applicable.

8.3 Conclusions from the Supplier Verification Programme

Not applicable.

9 Mitigation Measures

9.1 Mitigation measures

Not applicable.

9.2 Monitoring and outcomes

Not applicable.

10 Detailed Findings for Indicators

Not applicable.

11 Review of Report

11.1 Peer review

If an external peer review of this report was done prior to finalisation, describe the process that was followed and the competency of the parties involved.





11.2 Public or additional reviews

The Report in Russian is available for public awareness to whom it may concern on State Forestry Institution “Begoml Forestry Enterprise” website :

- <http://www.begomles.by> .

Anyone concerned may provide feedback to e-mail: kach_begom@vitebsk.mlh.by .

12 Approval of Report

Approval of Supply Base Report by senior management			
Report Prepared by:	<i>Nadzeya Polochanina</i> 	<i>Quality Engineer</i>	<i>07.09.2020</i>
	Name	Title	Date
The undersigned persons confirm that I/we are members of the organisation's senior management and do hereby affirm that the contents of this evaluation report were duly acknowledged by senior management as being accurate prior to approval and finalisation of the report.			
Report approved by:	<i>Aleksandr Davidovich</i> 	<i>Director</i>	<i>07.09.2020</i>
	Name	Title	Date
Report approved by:	<i>Dmitry Kurnish</i> 	<i>Chief Engineer</i>	<i>07.09.2020</i>
	Name	Title	Date
Report approved by:	<i>Artem Zemchenok</i> 	<i>Engineer</i>	<i>07.09.2020</i>
	Name	Title	Date

13 Updates

13.1 Significant changes in the Supply Base

There are no significant changes in the Supply Base

13.2 Effectiveness of previous mitigation measures

Not applicable.

13.3 New risk ratings and mitigation measures

Not applicable.

13.4 Actual figures for feedstock over the previous 12 months

- n. Total volume of Feedstock: tonnes or m³ – 24470,28 m³ per year
 - o. Volume of primary feedstock: tonnes or m³ – 0 m³ per year.
 - p. List percentage of primary feedstock (g), by the following categories. Subdivide by SBP-approved Forest Management Schemes:
 - Certified to an SBP-approved Forest Management Scheme – 0%
 - Not certified to an SBP-approved Forest Management Scheme – 0%.
 - q. List all species in primary feedstock, including scientific name
 - r. Volume of primary feedstock from primary forest Notapplicable (0 m³).
 - s. List percentage of primary feedstock from primary forest (j), by the following categories. Subdivide by SBP-approved Forest Management Schemes:
 - Primary feedstock from primary forest certified to an SBP-approved Forest Management Scheme
 - Primary feedstock from primary forest not certified to an SBP-approved Forest Management Scheme
- Notapplicable (0 m³).
- t. Volume of secondary feedstock: 24470,28 m³ per year.
 - u. Volume of tertiary feedstock: Not applicable (0 m³)

13.5 Projected figures for feedstock over the next 12 months

Volume of secondary feedstock: 25000 m³ per year.